


# Procurement of Milling Copra Under MSP by NAFED - 2013 (Statewise) - as on 18-02-2013

Quantity in MTs

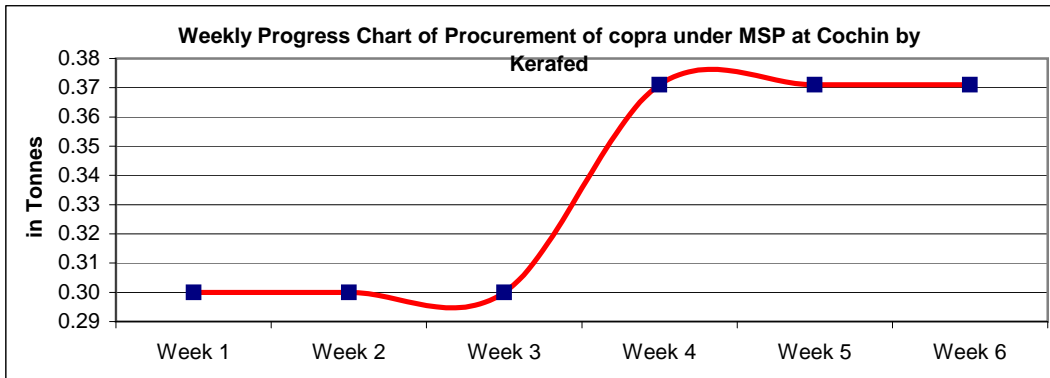
Graphical View

	Upto previous week	During the week	Cumulative	warehouse Stock
<b>ALL INDIA</b>				
Kerala	30.815	2.072	32.887	0.000
Tamil Nadu	0.000	0.000	0.000	0.000
Andhra Pradesh	0.000	0.000	0.000	0.000
Lakshadweep	0.000	0.000	0.000	0.000
<b>Total</b>	<b>30.815</b>	<b>2.072</b>	<b>32.887</b>	<b>0.000</b>



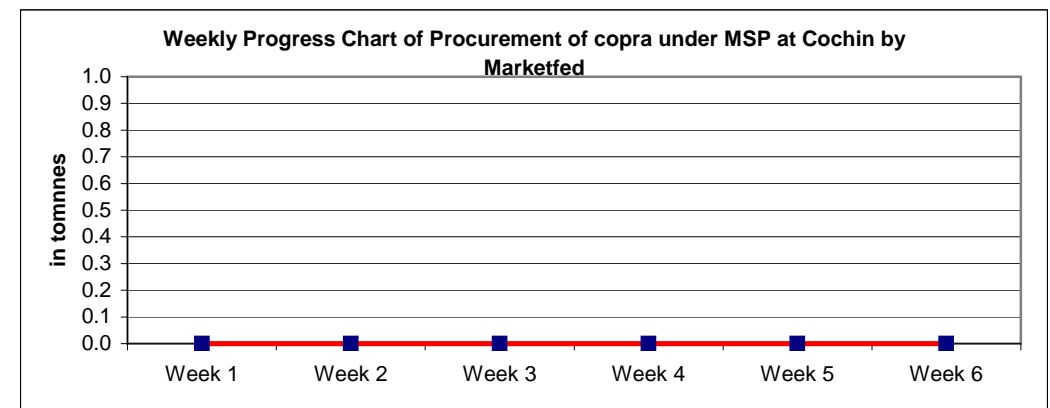
## Statewise Breakup KERALA

Week	Upto previous week	During the week	Cumulative Total	warehouse Stock
<b>Cochin - Kerafed</b>				
01.01.13 to 14.01.13	Week 1	0.300	0.300	0.000
15.01.13 to 21.01.13	Week 2	0.000	0.300	0.000
22.01.13 to 28.01.13	Week 3	0.000	0.300	0.000
29.01.13 to 04.02.13	Week 4	0.071	0.371	0.000
05.02.13 to 12.02.13	Week 5	0.000	0.371	0.000
13.02.13 to 18.02.13	Week 6	0.000	0.371	0.000



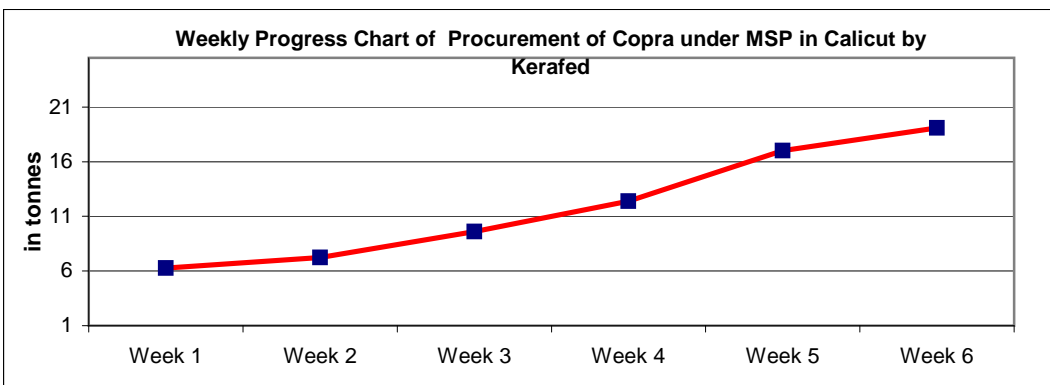
## Cochin - Marketfed

01.01.13 to 14.01.13	Week 1	0.000	0.000	0.000	0.000
15.01.13 to 21.01.13	Week 2	0.000	0.000	0.000	0.000
22.01.13 to 28.01.13	Week 3	0.000	0.000	0.000	0.000
29.01.13 to 04.02.13	Week 4	0.000	0.000	0.000	0.000
05.02.13 to 12.02.13	Week 5	0.000	0.000	0.000	0.000
13.02.13 to 18.02.13	Week 6	0.000	0.000	0.000	0.000



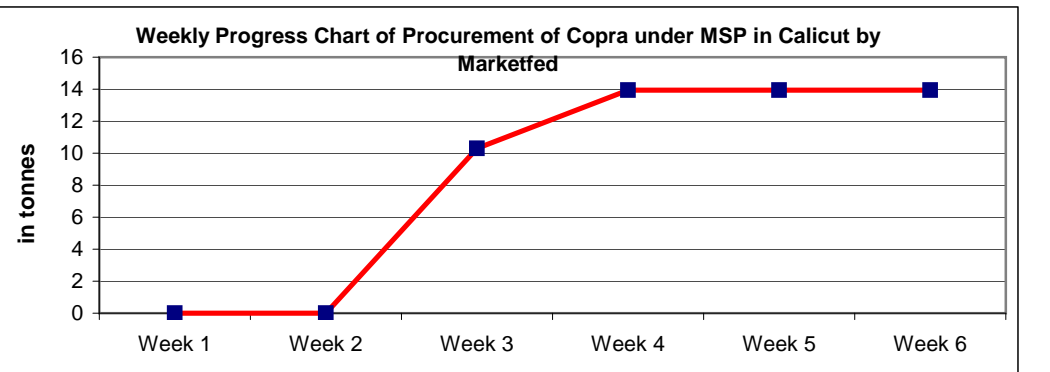
## Calicut - Kerafed

01.01.13 to 14.01.13	Week 1	5.761	0.000	5.761	5.761
15.01.13 to 21.01.13	Week 2	5.761	0.988	6.749	5.761
22.01.13 to 28.01.13	Week 3	6.749	2.370	9.119	0.000
29.01.13 to 04.02.13	Week 4	9.119	2.774	11.893	0.000
05.02.13 to 12.02.13	Week 5	11.893	4.616	16.509	0.000
13.02.13 to 18.02.13	Week 6	16.509	2.072	18.581	0.000



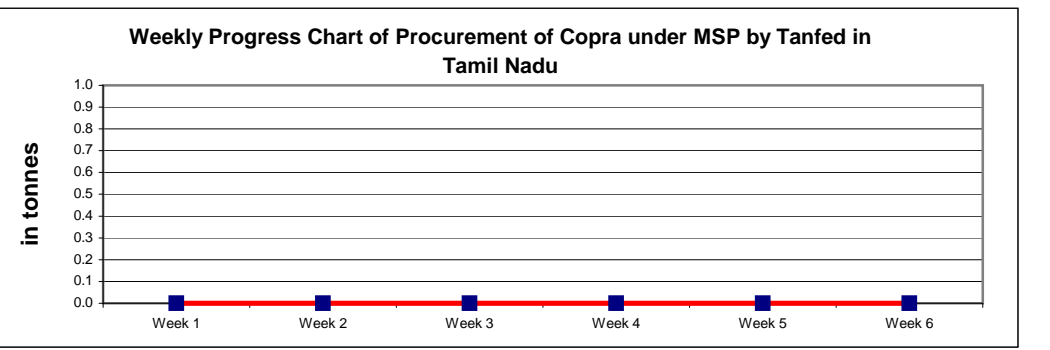
## Calicut - Marketfed

01.01.13 to 14.01.13	Week 1	0.000	0.000	0.000	0.000
15.01.13 to 21.01.13	Week 2	0.000	0.000	0.000	0.000
22.01.13 to 28.01.13	Week 3	0.000	10.303	10.303	0.000
29.01.13 to 04.02.13	Week 4	10.303	3.632	13.935	0.000
05.02.13 to 12.02.13	Week 5	13.935	0.000	13.935	0.000
13.02.13 to 18.02.13	Week 6	13.935	0.000	13.935	0.000



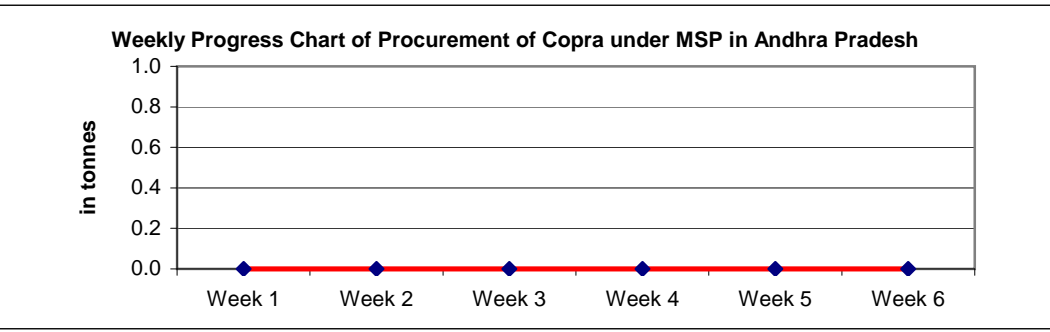
## TAMIL NADU - Tanfed

01.01.13 to 14.01.13	Week 1	0.000	0.000	0.000	0.000
15.01.13 to 21.01.13	Week 2	0.000	0.000	0.000	0.000
22.01.13 to 28.01.13	Week 3	0.000	0.000	0.000	0.000
29.01.13 to 04.02.13	Week 4	0.000	0.000	0.000	0.000
05.02.13 to 12.02.13	Week 5	0.000	0.000	0.000	0.000
13.02.13 to 18.02.13	Week 6	0.000	0.000	0.000	0.000



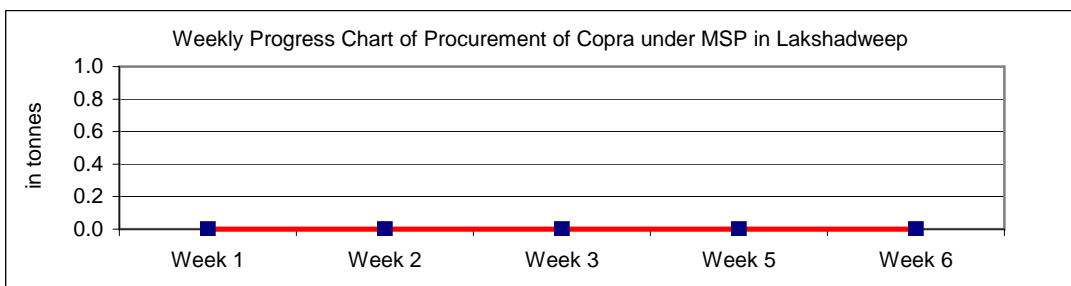
## ANDHRA PRADESH - AP Oil Federation

01.01.13 to 14.01.13	Week 1	0.000	0.000	0.000	0.000
15.01.13 to 21.01.13	Week 2	0.000	0.000	0.000	0.000
22.01.13 to 28.01.13	Week 3	0.000	0.000	0.000	0.000
29.01.13 to 04.02.13	Week 4	0.000	0.000	0.000	0.000
05.02.13 to 12.02.13	Week 5	0.000	0.000	0.000	0.000
13.02.13 to 18.02.13	Week 6	0.000	0.000	0.000	0.000



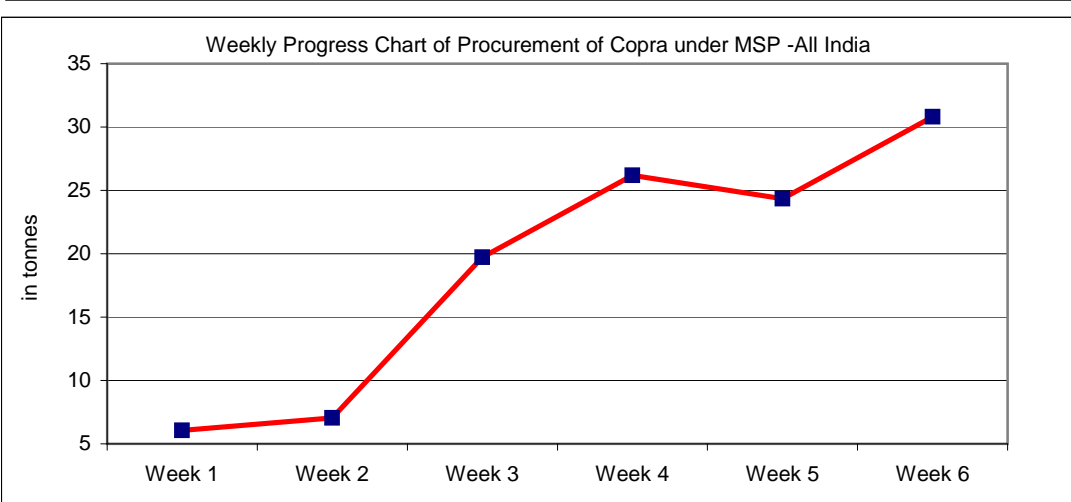
**LAKSHADWEEP\* - Lakshadweep Federation**

01.01.13 to 14.01.13	Week 1	0.000	0.000	0.000	0.000
15.01.13 to 21.01.13	Week 2	0.000	0.000	0.000	0.000
22.01.13 to 28.01.13	Week 3	0.000	0.000	0.000	0.000
05.02.13 to 12.02.13	Week 5	0.000	0.000	0.000	0.000
13.02.13 to 18.02.13	Week 6	0.000	0.000	0.000	0.000



**Weely Progress (All States combined)**

01.01.13 to 14.01.13	Week 1	5.761	0.300	6.061	5.761
15.01.13 to 21.01.13	Week 2	6.061	0.988	7.049	5.761
22.01.13 to 28.01.13	Week 3	7.049	12.673	19.722	0.000
29.01.13 to 04.02.13	Week 4	19.722	6.477	26.199	0.000
05.02.13 to 12.02.13	Week 5	19.722	4.616	24.338	0.000
13.02.13 to 18.02.13	Week 6	26.199	4.616	30.815	0.000

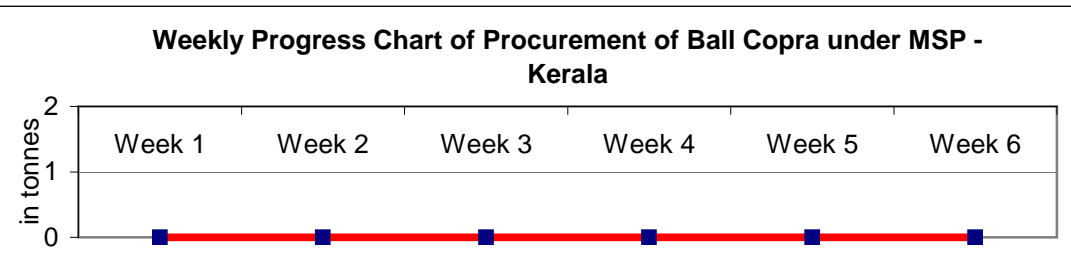


\* Stock arrived at Mangalore Port and after grading/packing as per PSS specifications, deposit shall be made by L.Federation at Warehouse

**Procurement of Ball Copra Under MSP - 2012 (Statewise)**

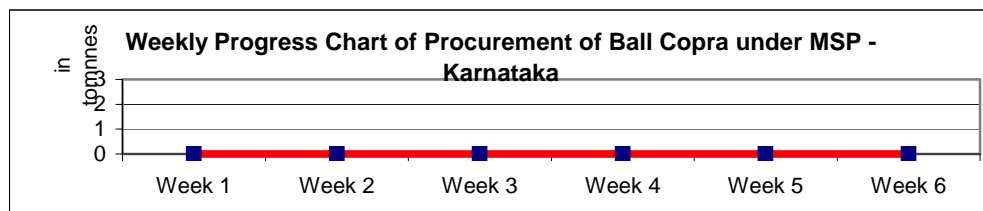
**KERALA (Calicut)**

Week		Upto previous week	During the week	Cumulative Total	warehouse Stock
01.01.13 to 14.01.13	Week 1	0.000	0.000	0.000	0.000
15.01.13 to 21.01.13	Week 2	0.000	0.000	0.000	0.000
22.01.13 to 28.01.13	Week 3	0.000	0.000	0.000	0.000
29.01.13 to 04.02.13	Week 4	0.000	0.000	0.000	0.000
05.02.13 to 12.02.13	Week 5	0.000	0.000	0.000	0.000
13.02.13 to 18.02.13	Week 6	0.000	0.000	0.000	0.000



**KARNATAKA (Bangalore)**

01.01.13 to 14.01.13	Week 1	0.000	0.000	0.000	0.000
15.01.13 to 21.01.13	Week 2	0.000	0.000	0.000	0.000
22.01.13 to 28.01.13	Week 3	0.000	0.000	0.000	0.000
29.01.13 to 04.02.13	Week 4	0.000	0.000	0.000	0.000
05.02.13 to 12.02.13	Week 5	0.000	0.000	0.000	0.000
13.02.13 to 18.02.13	Week 6	0.000	0.000	0.000	0.000



**Procurement of Milling Copra Under MSP by NAFED - (Yearwise)**

Year	State	Ball Copra	State	Milling Copra (SG)	State	Milling Copra (FAQ)
2007-08	Karnataka	5646.000	Andhra Pr	15650.000	A&N Island	2809.000
	Kerala	156.000			Tamil Nadu	5677.000
					Kerala	3524.000
<b>Total</b>		<b>5802.000</b>		<b>15650.000</b>		<b>12010.000</b>

Note: MSP per quintal (Rs.3870/- for Ball copra, Rs.3350 for milling copra (SG) and Rs.3620 for milling copra (FAQ)

2008-09	Karnataka	174.000			A&N Island	475.000
					Kerala	15.000
<b>Total</b>		<b>174.000</b>		<b>0.000</b>		<b>490.000</b>

Note: MSP per quintal (Rs.3910/- for Ball copra, Rs.3860 for milling copra)

2009-10	Karnataka	1250.000	Andhra Pr	2686.000	A&N Island	7394.000
					Tamil Nadu	27045.000
					Kerala	25373.000
					Lakshadwe	1469.000
<b>Total</b>		<b>1250.000</b>		<b>2686.000</b>		<b>61281.000</b>

Note: MSP per quintal (Rs.4700/- for Ball copra, Rs.3900/- for milling copra (SG) and Rs.4450/- for milling copra (FAQ)

2010-11	Karnataka	895.000			A&N Island	5015.000
					Tamil Nadu	7434.000
					Kerala	14770.000
					Lakshadwe	3381.000
<b>Total</b>		<b>895.000</b>		<b>0.000</b>		<b>30600.000</b>

Note: MSP per quintal (Rs.4700/- for Ball copra, and Rs.4450/- for milling copra (FAQ)

2011-12					A&N Island	343.000
<b>Total</b>		<b>0.000</b>		<b>0.000</b>		<b>343.000</b>

Note: MSP per quintal Rs.4525/- for milling copra (FAQ)

2012-13 (upto 18-02-13)	Karnataka	895.000	Andhra Pr	47.000	A&N Island	1523.000
	Kerala	2.000			Tamil Nadu	29772.078
					Kerala	17984.708
					Andhra Pra	6677.750
					Lakshadwe	3350.098
<b>Total</b>		<b>897.000</b>		<b>47.000</b>		<b>59307.634</b>

Note: MSP per quintal (Rs.5350/- for Ball copra, Rs.4335/- for milling copra (SG) and Rs.5100/- for milling copra (FAQ)