

Procurement of Milling Copra Under MSP by NAFED - 2012 (Statewise) - as on 31-12-2012

Quantity in MTs

		Upto previous week	During the week	Cumulative	warehouse Stock
ALL INDIA					
Kerala		17713.593	238.228	17951.821	17375.200
Tamil Nadu		29725.628	46.450	29772.078	29772.078
Andhra Pradesh		6677.750	0.000	6677.750	6677.641
Lakshadweep		3350.098	0.000	3350.098	2843.446
Total		57467.069	284.678	57751.747	56668.365

Statewise Breakup

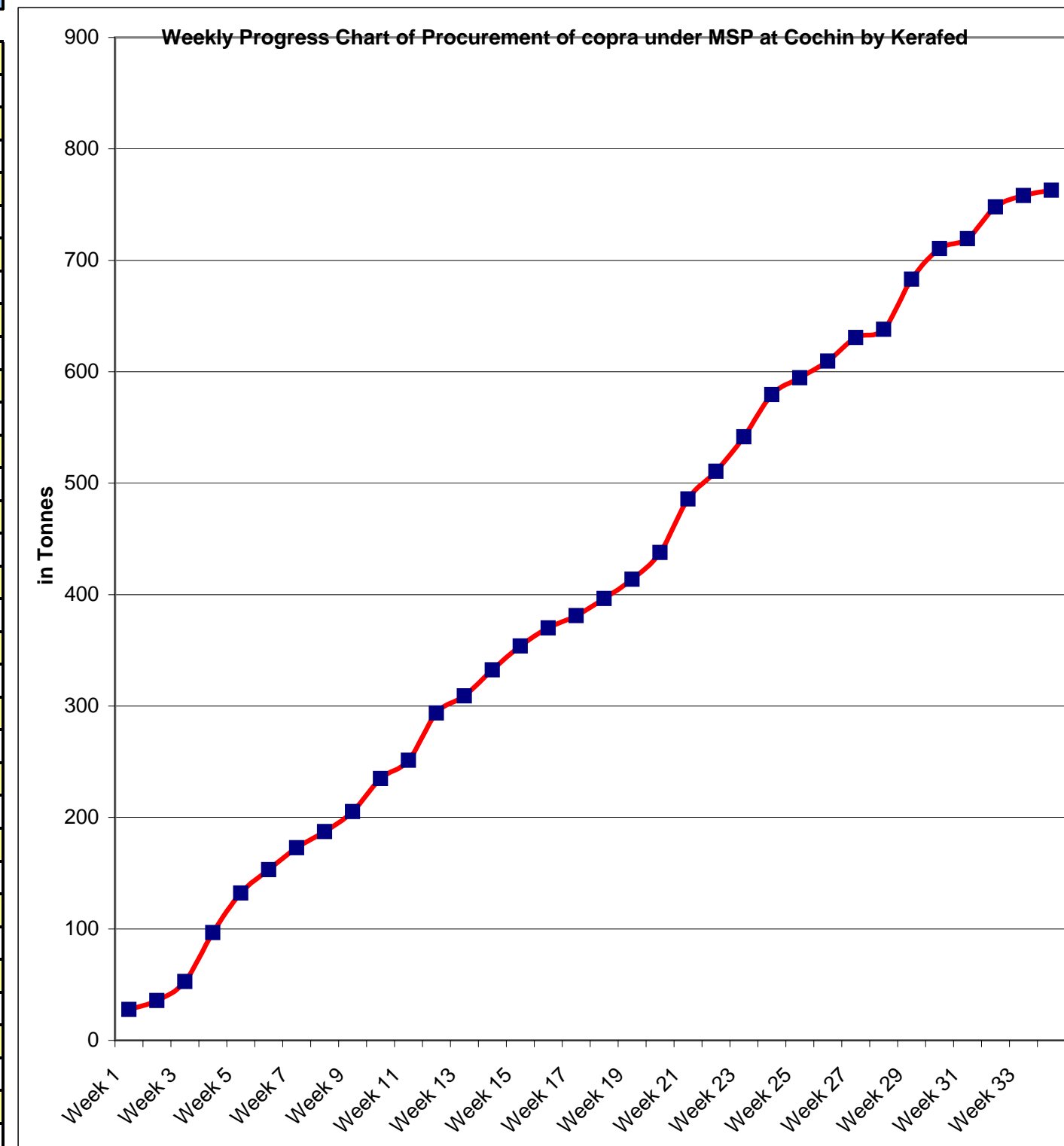
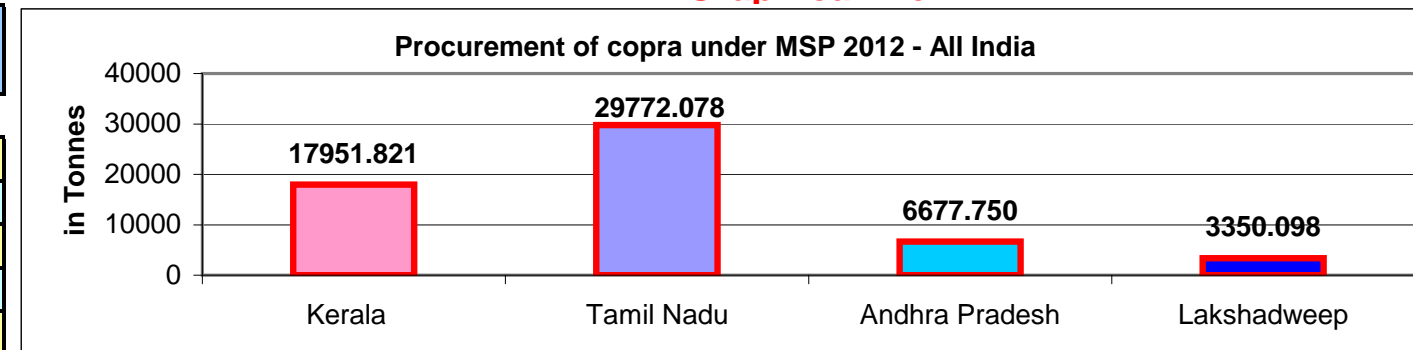
KERALA

Week		Upto previous week	During the week	Cumulative Total	warehouse Stock
------	--	--------------------	-----------------	------------------	-----------------

Cochin - Kerafed

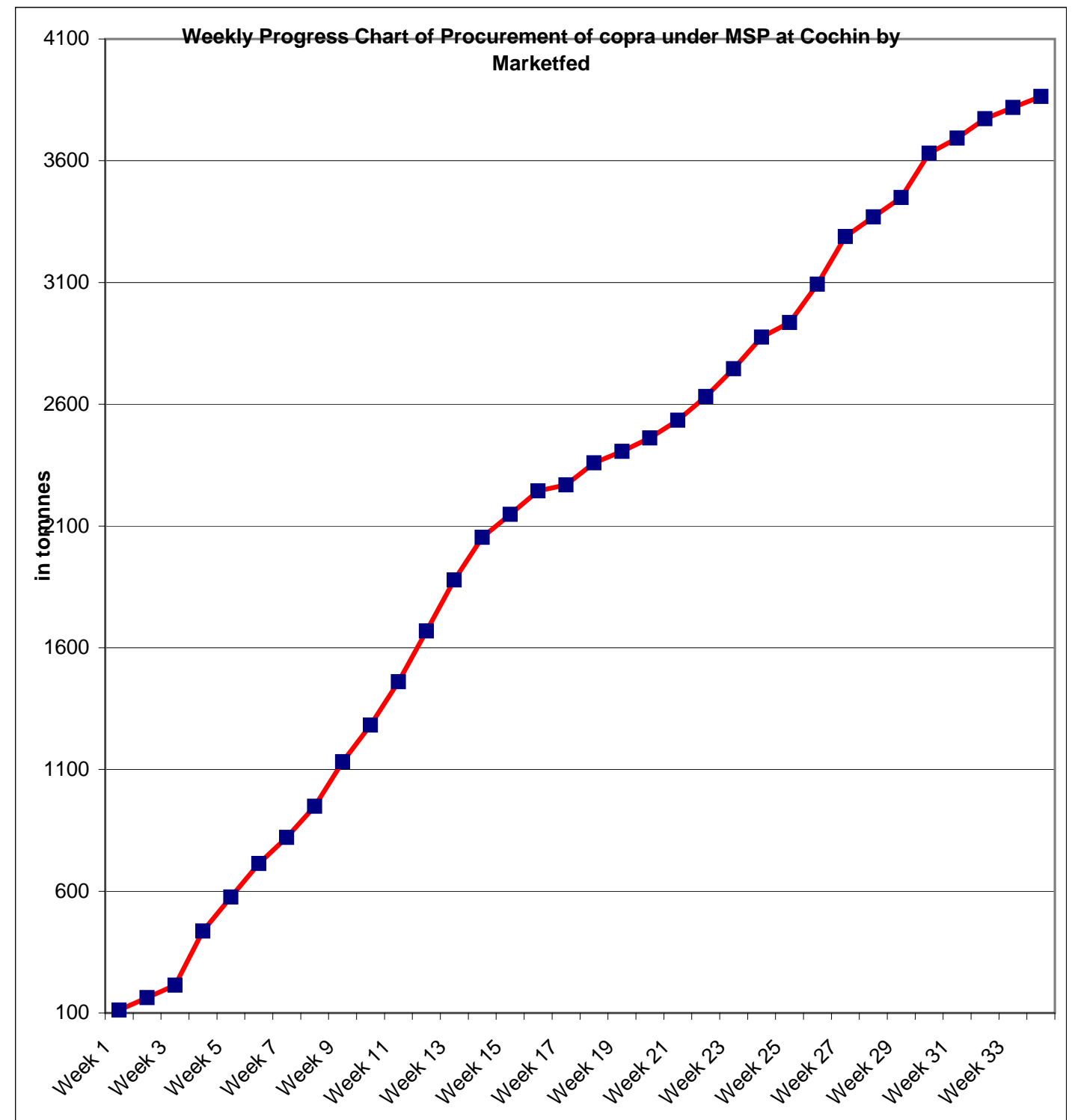
05.05.12 to 11.05.12	Week 1	15.905	11.743	27.648	15.000
12-05-12 to 18-05-12	Week 2	27.648	8.080	35.728	32.500
19.05.12 to .25.05.12	Week 3	35.728	16.981	52.709	32.500
26.05.12 to .01/02.06.12	Week 4	52.709	44.043	96.752	70.000
02.06.12 to 08/09.06.12	Week 5	96.752	35.462	132.214	100.000
09.06.12 to 15.06.2012	Week 6	132.214	20.815	153.029	127.500
16.06.12 to 22.06.2012	Week 7	153.029	19.782	172.811	146.500
23.06.12 to 30.06.2012	Week 8	172.811	14.443	187.254	
01.07.12 to 07.07.2012	Week 9	187.254	18.038	205.292	184.000
08.07.12 to 16.07.2012	Week 10	205.292	29.637	234.929	204.000
17.07.12 to 23.07.2012	Week 11	234.929	16.345	251.274	221.500
24.07.12 to 30.07.2012	Week 12	251.274	42.509	293.783	259.150
31.07.12 to 06.08.2012	Week 13	293.783	15.198	308.981	283.800
07.08.12 to 13.08.2012	Week 14	308.981	23.439	332.420	295.650
14.08.12 to 21.08.2012	Week 15	332.420	21.409	353.829	313.150
22.08.12 to 27.08.2012	Week 16	353.829	16.353	370.182	343.150
28.08.12 to 03.09.2012	Week 17	370.182	11.005	381.187	343.150
04.09.12 to 10.09.2012	Week 18	381.187	15.241	396.428	364.150
11.09.12 to 17.09.2012	Week 19	396.428	17.314	413.742	379.150
18.09.12 to 24.09.2012	Week 20	413.742	24.120	437.862	394.150
25.09.12 to 01.10.2012	Week 21	437.862	47.864	485.726	448.150
02.10.12 to 08.10.2012	Week 22	485.726	25.050	510.776	510.776
09.10.12 to 15.10.2012	Week 23	510.776	30.780	541.556	520.250
16.10.12 to 22.10.2012	Week 24	541.556	37.971	579.527	553.150
23.10.12 to 29.10.2012	Week 25	579.527	15.067	594.594	577.150
30.10.12 to 05.11.2012	Week 26	594.594	15.012	609.606	582.150
06.11.12 to 12.11.2012	Week 27	609.606	21.087	630.693	598.650
13.11.12 to 19.11.2012	Week 28	630.693	7.335	638.028	614.700
20.11.12 to 26.11.2012	Week 29	638.028	44.949	682.977	637.200
27.11.12 to 3.12.2012	Week 30	682.977	27.610	710.587	679.200
04.12.12 to 10.12.2012	Week 31	710.587	8.795	719.382	679.200
11.12.12 to 17.12.2012	Week 32	719.382	28.500	747.882	703.200
18.12.12 to 24.12.2012	Week 33	747.882	10.284	758.166	709.200
25.12.12 to 31.12.2012	Week 34	758.166	4.714	762.880	709.200

Graphical View



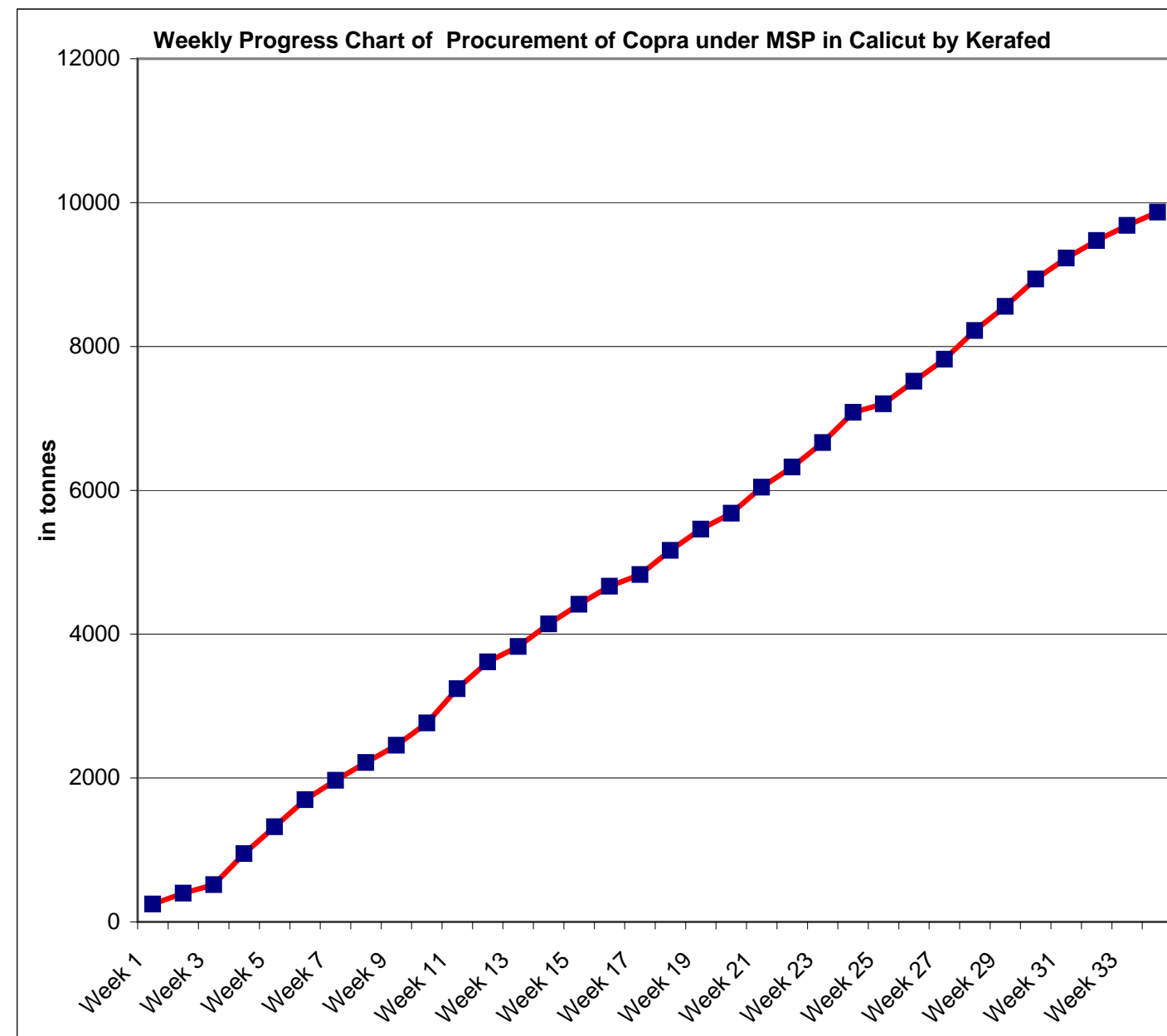
Cochin - Marketfed

05.05.12 to 11.05.12	Week 1	77.153	34.579	111.732	62.950
12-05-12 to 18-05-12	Week 2	111.732	50.747	162.479	121.800
19.05.12 to .25.05.12	Week 3	162.479	51.383	213.862	157.800
26.05.12 to .01/02.06.12	Week 4	213.862	222.683	436.545	315.700
02.06.12 to 08/09.06.12	Week 5	436.545	139.367	575.912	445.900
09.06.12 to 15.06.2012	Week 6	575.912	138.149	714.061	614.000
16.06.12 to 22.06.2012	Week 7	714.061	107.233	821.294	719.550
23.06.12 to 30.06.2012	Week 8	821.294	127.782	949.076	
01.07.12 to 07.07.2012	Week 9	949.076	182.313	1131.389	991.950
08.07.12 to 16.07.2012	Week 10	1131.389	150.353	1281.742	1175.850
17.07.12 to 23.07.2012	Week 11	1281.742	178.614	1460.356	1301.950
24.07.12 to 30.07.2012	Week 12	1460.356	208.098	1668.454	1511.800
31.07.12 to 06.08.2012	Week 13	1668.454	210.000	1878.454	1691.400
07.08.12 to 13.08.2012	Week 14	1878.454	174.664	2053.118	1918.050
14.08.12 to 21.08.2012	Week 15	2053.118	94.478	2147.596	2018.150
22.08.12 to 27.08.2012	Week 16	2147.596	96.414	2244.010	2157.350
28.08.12 to 03.09.2012	Week 17	2244.010	24.530	2268.540	2186.350
04.09.12 to 10.09.2012	Week 18	2268.540	90.833	2359.373	2235.700
11.09.12 to 17.09.2012	Week 19	2359.373	47.254	2406.627	2320.650
18.09.12 to 24.09.2012	Week 20	2406.627	54.560	2461.187	2386.650
25.09.12 to 01.10.2012	Week 21	2461.187	73.459	2534.646	2445.150
02.10.12 to 08.10.2012	Week 22	2534.646	96.590	2631.236	2512.650
09.10.12 to 15.10.2012	Week 23	2631.236	114.293	2745.529	2612.850
16.10.12 to 22.10.2012	Week 24	2745.529	129.549	2875.078	2709.706
23.10.12 to 29.10.2012	Week 25	2875.078	60.628	2935.706	2827.106
30.10.12 to 05.11.2012	Week 26	2935.706	157.506	3093.212	2945.100
06.11.12 to 12.11.2012	Week 27	3093.212	195.487	3288.699	3120.200
13.11.12 to 19.11.2012	Week 28	3288.699	80.359	3369.058	3244.900
20.11.12 to 26.11.2012	Week 29	3369.058	80.127	3449.185	3344.900
27.11.12 to 3.12.2012	Week 30	3449.185	181.597	3630.782	3501.050
04.12.12 to 10.12.2012	Week 31	3630.782	62.071	3692.853	3560.900
11.12.12 to 17.12.2012	Week 32	3692.853	79.804	3772.657	3637.800
18.12.12 to 24.12.2012	Week 33	3772.657	45.868	3818.525	3693.800
25.12.12 to 31.12.2012	Week 34	3818.525	45.215	3863.740	3749.450



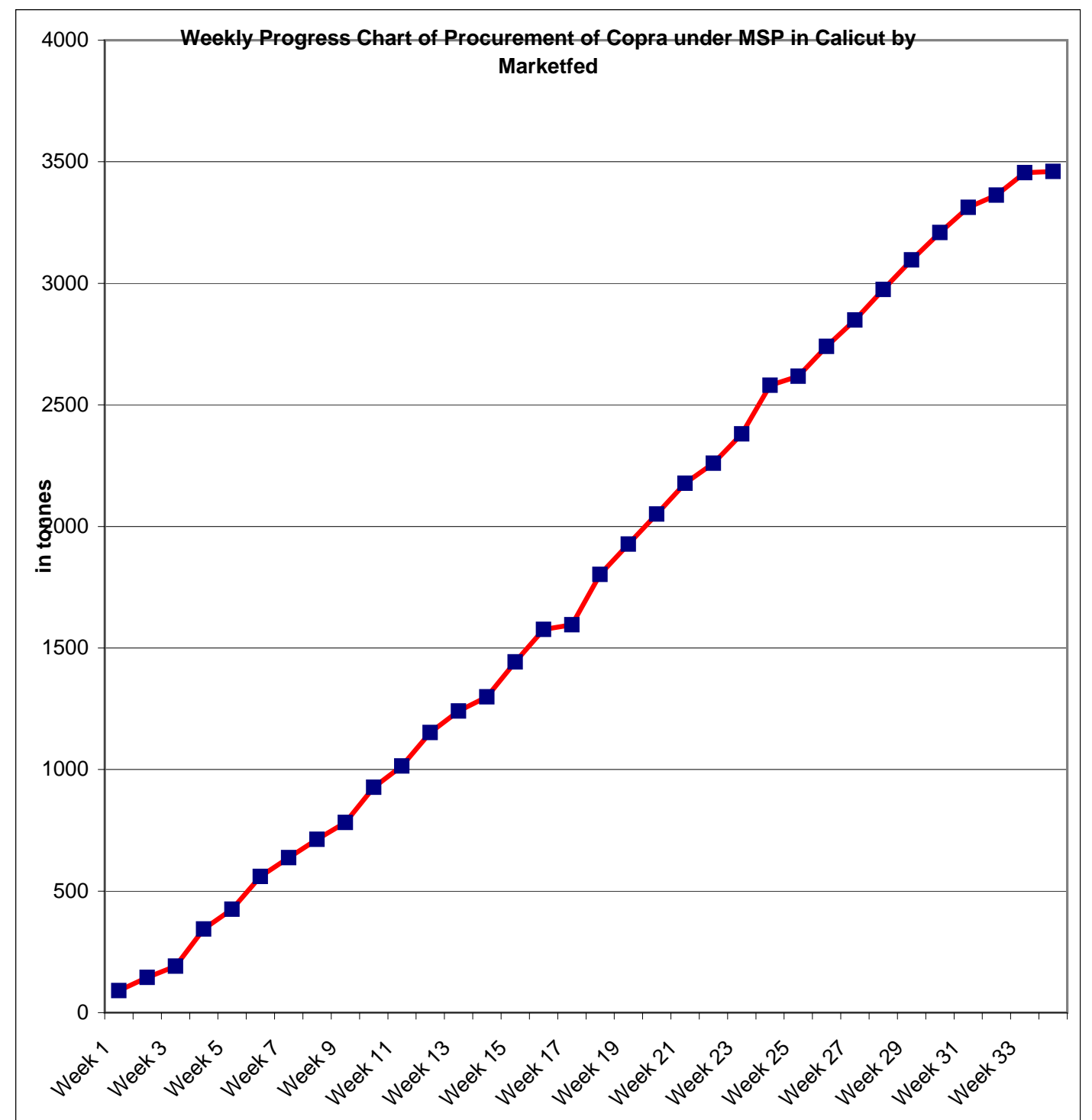
Calicut - Kerafed

05.05.12 to 11.05.12	Week 1	140.470	106.019	246.489	111.100
12-05-12 to 18-05-12	Week 2	246.489	153.149	399.638	190.050
19.05.12 to .25.05.12	Week 3	399.638	115.452	515.090	333.600
26.05.12 to .01/02.06.12	Week 4	515.090	432.599	947.689	640.700
02.06.12 to 08/09.06.12	Week 5	947.689	371.971	1319.660	1036.400
09.06.12 to 15.06.2012	Week 6	1319.660	377.540	1697.200	1433.000
16.06.12 to 22.06.2012	Week 7	1697.200	271.087	1968.287	1768.000
23.06.12 to 30.06.2012	Week 8	1968.287	245.319	2213.606	
01.07.12 to 07.07.2012	Week 9	2213.606	241.221	2454.827	2096.250
08.07.12 to 16.07.2012	Week 10	2454.827	309.682	2764.509	2492.950
17.07.12 to 23.07.2012	Week 11	2764.509	475.649	3240.158	2784.990
24.07.12 to 30.07.2012	Week 12	3240.158	372.497	3612.655	3252.050
31.07.12 to 06.08.2012	Week 13	3612.655	215.426	3828.081	3333.550
07.08.12 to 13.08.2012	Week 14	3828.081	314.767	4142.848	3687.300
14.08.12 to 21.08.2012	Week 15	4142.848	273.115	4415.963	4039.750
22.08.12 to 27.08.2012	Week 16	4415.963	248.851	4664.814	4327.600
28.08.12 to 03.09.2012	Week 17	4664.814	161.501	4826.315	4345.350
04.09.12 to 10.09.2012	Week 18	4826.315	337.327	5163.642	4693.450
11.09.12 to 17.09.2012	Week 19	5163.642	296.218	5459.860	4375.810
18.09.12 to 24.09.2012	Week 20	5459.860	221.129	5680.989	5119.500
25.09.12 to 01.10.2012	Week 21	5680.989	362.393	6043.382	5662.500
02.10.12 to 08.10.2012	Week 22	6043.382	280.534	6323.916	5876.850
09.10.12 to 15.10.2012	Week 23	6323.916	340.188	6664.104	6097.850
16.10.12 to 22.10.2012	Week 24	6664.104	417.969	7082.073	6558.350
23.10.12 to 29.10.2012	Week 25	7082.073	119.632	7201.705	6800.650
30.10.12 to 05.11.2012	Week 26	7201.705	314.600	7516.305	7143.750
06.11.12 to 12.11.2012	Week 27	7516.305	304.958	7821.263	7483.100
13.11.12 to 19.11.2012	Week 28	7821.263	398.064	8219.327	7757.300
20.11.12 to 26.11.2012	Week 29	8219.327	337.157	8556.484	8119.200
27.11.12 to 3.12.2012	Week 30	8556.484	379.338	8935.822	8420.900
04.12.12 to 10.12.2012	Week 31	8935.822	290.903	9226.725	8622.450
11.12.12 to 17.12.2012	Week 32	9226.725	243.070	9469.795	9041.000
18.12.12 to 24.12.2012	Week 33	9469.795	211.824	9681.619	9222.650
25.12.12 to 31.12.2012	Week 34	9681.619	183.562	9865.181	9509.450



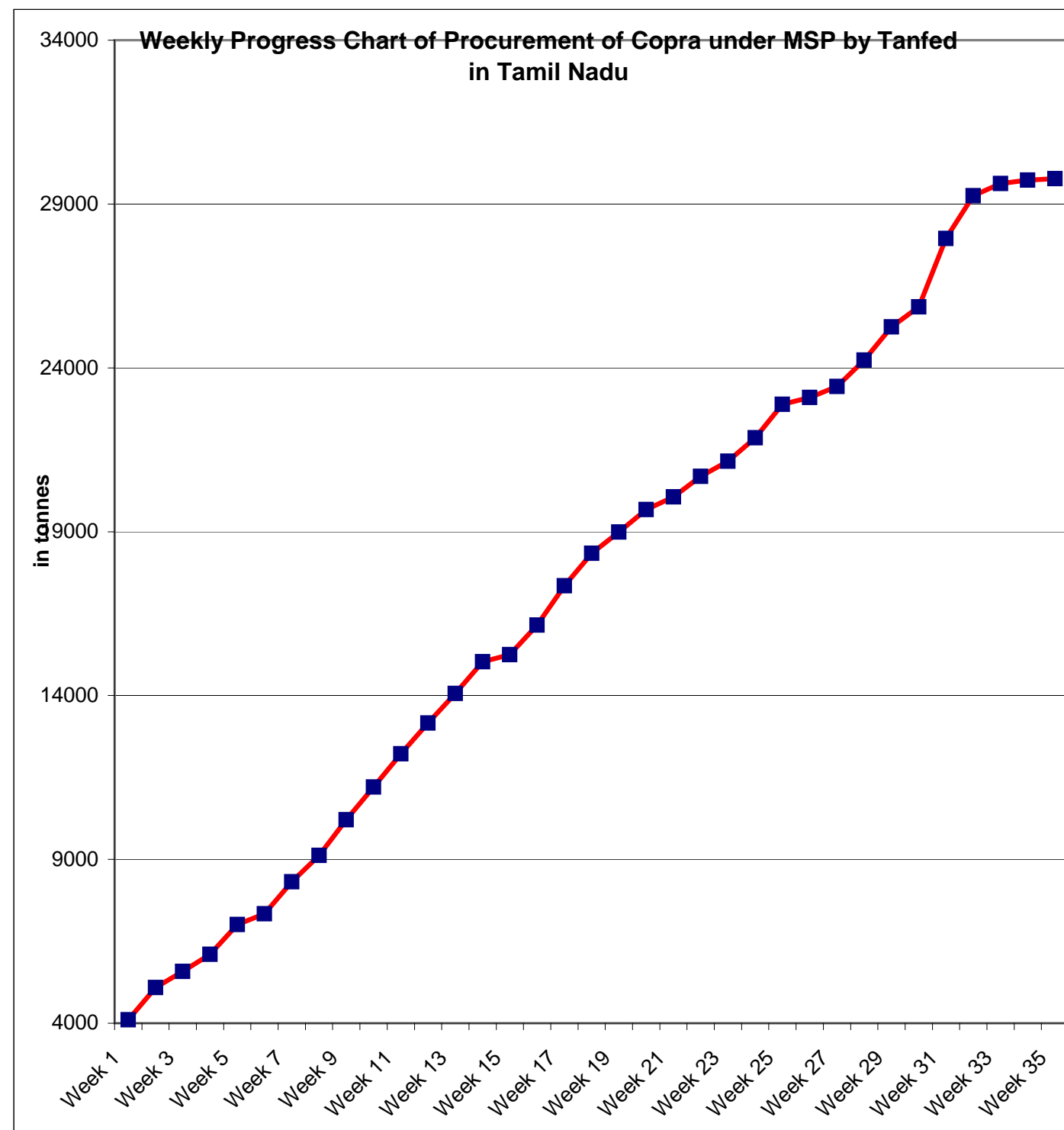
Calicut - Marketfed

05.05.12 to 11.05.12	Week 1	27.235	63.627	90.862	25.500
12-05-12 to 18-05-12	Week 2	90.862	53.816	144.678	78.100
19.05.12 to .25.05.12	Week 3	144.678	46.216	190.894	103.800
26.05.12 to .01/02.06.12	Week 4	190.894	152.854	343.748	199.600
02.06.12 to 08/09.06.12	Week 5	343.748	81.626	425.374	297.300
09.06.12 to 15.06.2012	Week 6	425.374	134.323	559.697	433.150
16.06.12 to 22.06.2012	Week 7	559.697	78.000	637.697	553.850
23.06.12 to 30.06.2012	Week 8	637.697	74.742	712.439	
01.07.12 to 07.07.2012	Week 9	712.439	69.934	782.373	695.000
08.07.12 to 16.07.2012	Week 10	782.373	144.370	926.743	761.000
17.07.12 to 23.07.2012	Week 11	926.743	87.797	1014.540	890.050
24.07.12 to 30.07.2012	Week 12	1014.540	137.948	1152.488	1029.750
31.07.12 to 06.08.2012	Week 13	1152.488	87.922	1240.410	1077.850
07.08.12 to 13.08.2012	Week 14	1240.410	58.718	1299.128	1169.450
14.08.12 to 21.08.2012	Week 15	1299.128	143.563	1442.691	1268.700
22.08.12 to 27.08.2012	Week 16	1442.691	133.151	1575.842	1381.550
28.08.12 to 03.09.2012	Week 17	1575.842	19.092	1594.934	1443.550
04.09.12 to 10.09.2012	Week 18	1594.934	207.786	1802.720	1598.150
11.09.12 to 17.09.2012	Week 19	1802.720	124.303	1927.023	1094.000
18.09.12 to 24.09.2012	Week 20	1927.023	124.117	2051.140	1861.850
25.09.12 to 01.10.2012	Week 21	2051.140	125.793	2176.933	2037.950
02.10.12 to 08.10.2012	Week 22	2176.933	82.658	2259.591	2165.450
09.10.12 to 15.10.2012	Week 23	2259.591	120.750	2380.341	2245.650
16.10.12 to 22.10.2012	Week 24	2380.341	199.866	2580.207	2346.400
23.10.12 to 29.10.2012	Week 25	2580.207	37.353	2617.560	2413.400
30.10.12 to 05.11.2012	Week 26	2617.560	122.641	2740.201	2563.850
06.11.12 to 12.11.2012	Week 27	2740.201	108.972	2849.173	2680.150
13.11.12 to 19.11.2012	Week 28	2849.173	125.374	2974.547	2765.700
20.11.12 to 26.11.2012	Week 29	2974.547	121.893	3096.440	2897.450
27.11.12 to 3.12.2012	Week 30	3096.440	112.131	3208.571	2991.450
04.12.12 to 10.12.2012	Week 31	3208.571	104.298	3312.869	3106.550
11.12.12 to 17.12.2012	Week 32	3312.869	49.583	3362.452	3229.850
18.12.12 to 24.12.2012	Week 33	3362.452	92.831	3455.283	3346.850
25.12.12 to 31.12.2012	Week 34	3455.283	4.737	3460.020	3407.100



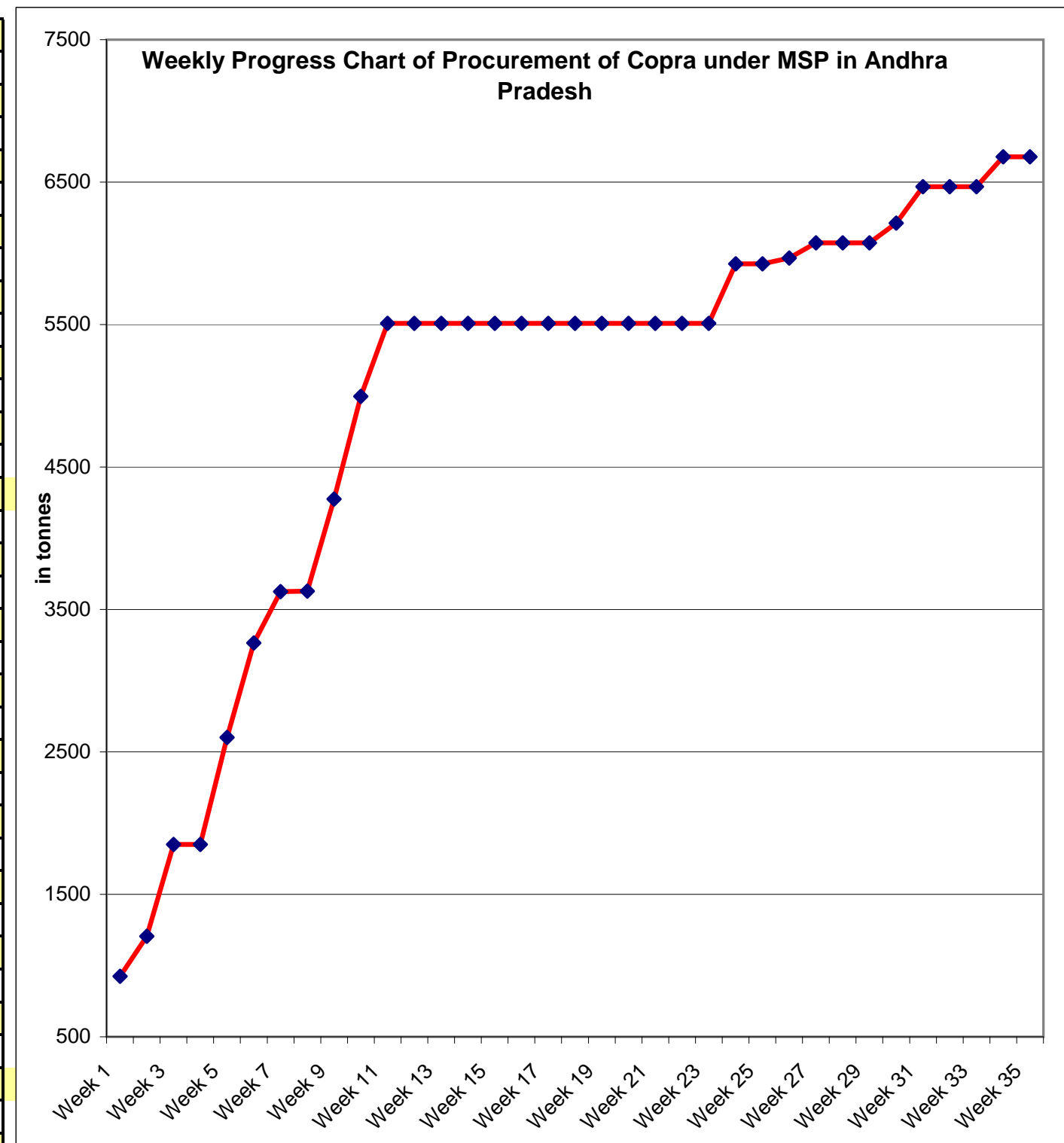
TAMIL NADU - Tanfed

28.04.12 to 04.05.12	Week 1	3916.650	184.500	4101.150	4101.150
05.05.12 to 11.05.12	Week 2	4101.150	987.750	5088.900	5088.900
12-05-12 to 18-05-12	Week 3	5088.900	494.750	5583.650	5583.650
19.05.12 to .25.05.12	Week 4	5583.650	516.350	6100.000	6100.000
26.05.12 to .01/02.06.12	Week 5	6100.000	907.800	7007.800	7007.800
02.06.12 to 08/09.06.12	Week 6	7007.800	333.040	7340.840	7340.840
09.06.12 to 15.06.2012	Week 7	7340.840	977.188	8318.028	
16.06.12 to 22.06.2012	Week 8	8318.028	802.550	9120.578	9120.578
23.06.12 to 30.06.2012	Week 9	9120.578	1085.400	10205.978	
01.07.12 to 07.07.2012	Week 10	10205.978	1002.450	11208.428	11208.428
08.07.12 to 16.07.2012	Week 11	11208.428	1013.950	12222.378	12222.378
17.07.12 to 23.07.2012	Week 12	12222.378	938.700	13161.078	13161.078
24.07.12 to 30.07.2012	Week 13	13161.078	897.450	14058.528	14058.528
31.07.12 to 06.08.2012	Week 14	14058.528	975.200	15033.728	15033.728
07.08.12 to 13.08.2012	Week 15	15033.728	211.900	15245.628	15033.728
14.08.12 to 21.08.2012	Week 16	15245.628	905.650	16151.278	16151.278
22.08.12 to 27.08.2012	Week 17	16151.278	1198.100	17349.378	17349.378
28.08.12 to 03.09.2012	Week 18	17349.378	993.900	18343.278	18343.278
04.09.12 to 10.09.2012	Week 19	18343.278	642.850	18986.128	18986.128
11.09.12 to 17.09.2012	Week 20	18986.128	690.202	19676.330	19676.328
18.09.12 to 24.09.2012	Week 21	19676.330	383.298	20059.628	20059.628
25.09.12 to 01.10.2012	Week 22	20059.628	629.998	20689.626	20689.628
02.10.12 to 08.10.2012	Week 23	20689.626	460.998	21150.624	21150.624
09.10.12 to 15.10.2012	Week 24	21150.624	713.150	21863.774	21150.624
16.10.12 to 22.10.2012	Week 25	21863.774	1026.198	22889.972	22889.972
23.10.12 to 29.10.2012	Week 26	22889.972	206.400	23096.372	23096.372
30.10.12 to 05.11.2012	Week 27	23096.372	332.590	23428.962	23428.962
06.11.12 to 12.11.2012	Week 28	23428.962	810.298	24239.260	24239.260
13.11.12 to 19.11.2012	Week 29	24239.260	1009.650	25248.910	25248.910
20.11.12 to 26.11.2012	Week 30	25248.910	614.720	25863.630	25863.600
27.11.12 to 3.12.2012	Week 31	25863.630	2086.700	27950.330	27950.328
04.12.12 to 10.12.2012	Week 32	27950.330	1303.400	29253.730	29253.728
11.12.12 to 17.12.2012	Week 33	29253.730	372.650	29626.380	29626.380
18.12.12 to 24.12.2012	Week 34	29626.380	99.248	29725.628	29725.630
25.12.12 to 31.12.2012	Week 35	29725.628	46.450	29772.078	29772.078



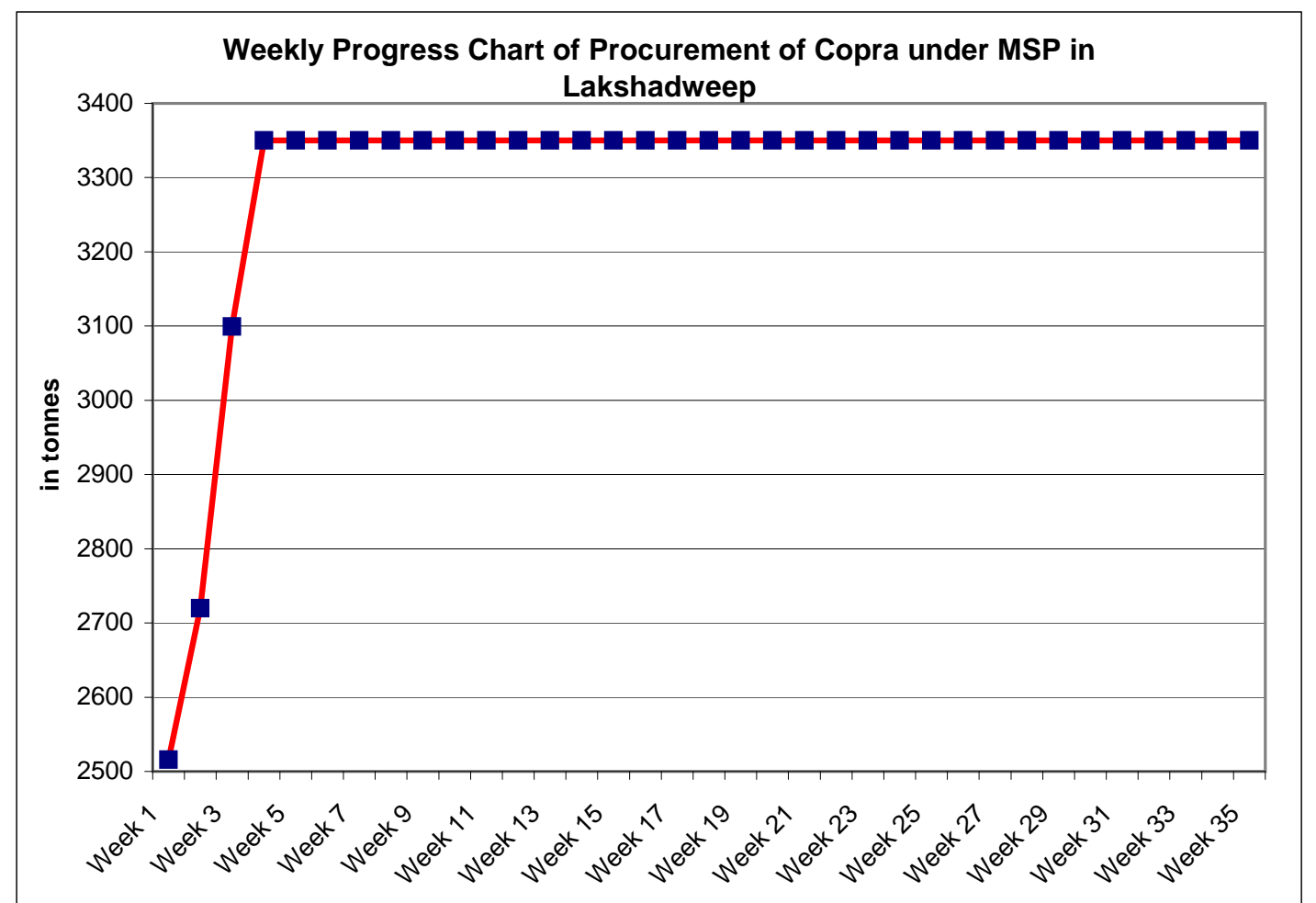
ANDHRA PRADESH - AP Oil Federation

28.04.12 to 04.05.12	Week 1	659.900	265.600	925.500	755.501
05.05.12 to 11.05.12	Week 2	925.500	280.050	1205.550	1000.851
12-05-12 to 18-05-12	Week 3	1205.550	645.000	1850.550	1177.471
19.05.12 to .25.05.12	Week 4	1850.550	0.000	1850.550	1723.814
26.05.12 to .01/02.06.12	Week 5	1850.550	751.150	2601.700	1940.016
02.06.12 to 08/09.06.12	Week 6	2601.700	663.300	3265.000	2826.076
09.06.12 to 15.06.2012	Week 7	3265.000	361.000	3626.000	3297.379
16.06.12 to 22.06.2012	Week 8	3626.000	3.100	3629.100	3608.459
23.06.12 to 30.06.2012	Week 9	3629.100	646.500	4275.600	
01.07.12 to 07.07.2012	Week 10	4275.600	720.000	4995.600	4269.842
08.07.12 to 16.07.2012	Week 11	4995.600	512.350	5507.950	4977.340
17.07.12 to 23.07.2012	Week 12	5507.950	0.000	5507.950	5507.950
24.07.12 to 30.07.2012	Week 13	5507.950	0.000	5507.950	5507.950
31.07.12 to 06.08.2012	Week 14	5507.950	0.000	5507.950	5507.950
07.08.12 to 13.08.2012	Week 15	5507.950	0.000	5507.950	5507.950
14.08.12 to 21.08.2012	Week 16	5507.950	0.000	5507.950	5507.950
22.08.12 to 27.08.2012	Week 17	5507.950	0.000	5507.950	5507.950
28.08.12 to 03.09.2012	Week 18	5507.950	0.000	5507.950	5507.950
04.09.12 to 10.09.2012	Week 19	5507.950	0.000	5507.950	5507.950
11.09.12 to 17.09.2012	Week 20	5507.950	0.000	5507.950	5507.950
18.09.12 to 24.09.2012	Week 21	5507.950	0.000	5507.950	5507.950
25.09.12 to 01.10.2012	Week 22	5507.950	0.000	5507.950	5507.950
02.10.12 to 08.10.2012	Week 23	5507.950	0.000	5507.950	5507.950
09.10.12 to 15.10.2012	Week 24	5507.950	419.000	5926.950	5514.950
16.10.12 to 22.10.2012	Week 25	5926.950	0.000	5926.950	5514.950
23.10.12 to 29.10.2012	Week 26	5926.950	40.750	5967.700	5514.950
30.10.12 to 05.11.2012	Week 27	5967.700	106.400	6074.100	5575.031
06.11.12 to 12.11.2012	Week 28	6074.100	0.000	6074.100	5575.031
13.11.12 to 19.11.2012	Week 29	6074.100	0.000	6074.100	5575.031
20.11.12 to 26.11.2012	Week 30	6074.100	138.350	6212.450	6032.110
27.11.12 to 3.12.2012	Week 31	6212.450	255.100	6467.550	6082.055
04.12.12 to 10.12.2012	Week 32	6467.550	0.000	6467.550	6082.055
11.12.12 to 17.12.2012	Week 33	6467.550	0.000	6467.550	6082.055
18.12.12 to 24.12.2012	Week 34	6467.550	210.200	6677.750	6677.750
25.12.12 to 31.12.2012	Week 35	6677.750	0.000	6677.750	6677.641



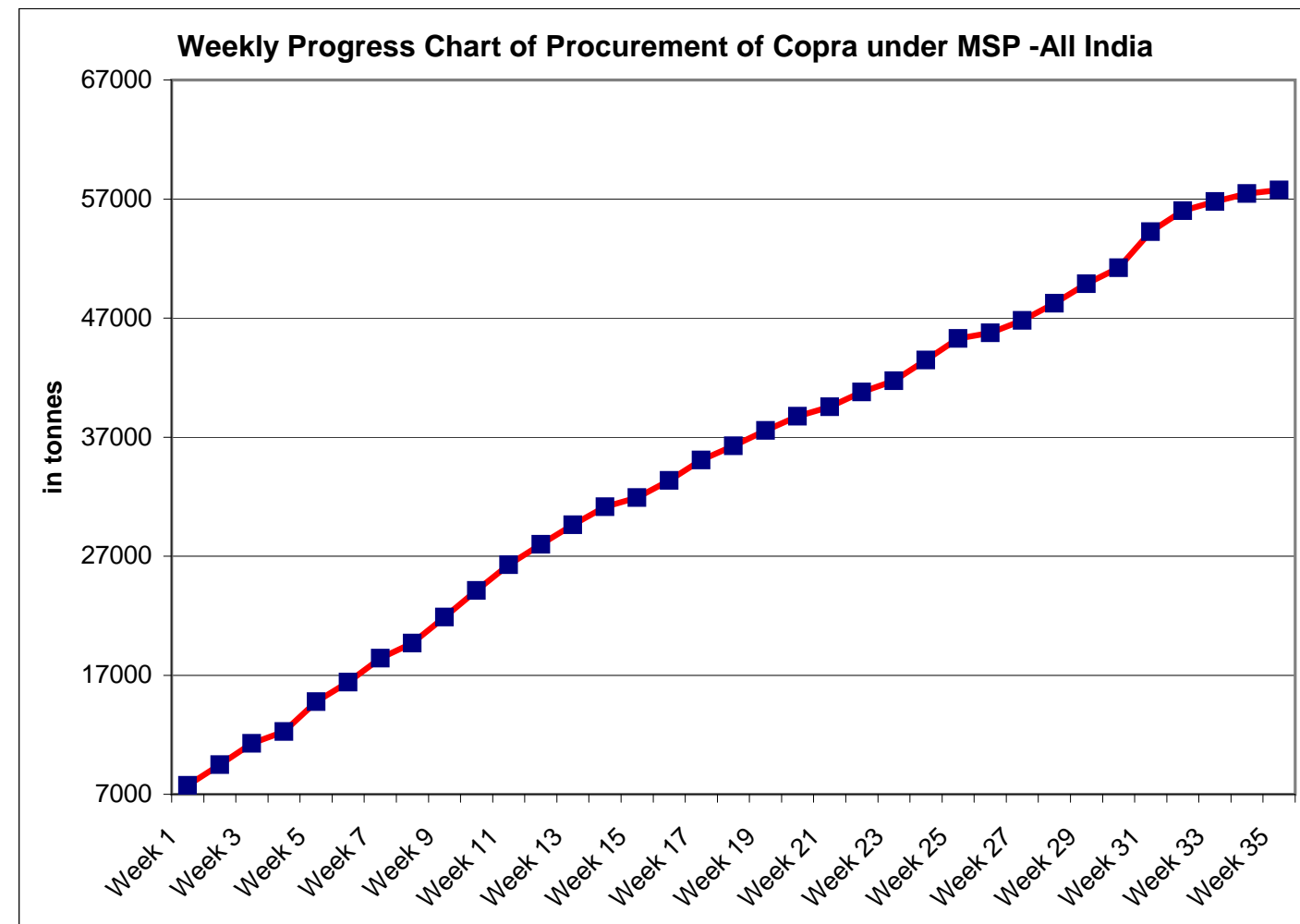
LAKSHADWEEP* - Lakshadweep Federation

28.04.12 to 04.05.12	Week 1	2395.154	120.846	2516.000	420.564
05.05.12 to 11.05.12	Week 2	2516.000	204.000	2720.000	466.124
12-05-12 to 18-05-12	Week 3	2720.000	379.488	3099.488	
19.05.12 to .25.05.12	Week 4	3099.488	250.610	3350.098	756.098
26.05.12 to .01/02.06.12	Week 5	3350.098	0.000	3350.098	973.708
02.06.12 to 08/09.06.12	Week 6	3350.098	0.000	3350.098	1009.288
09.06.12 to 15.06.2012	Week 7	3350.098	0.000	3350.098	1009.288
16.06.12 to 22.06.2012	Week 8	3350.098	0.000	3350.098	1009.288
23.06.12 to 30.06.2012	Week 9	3350.098	0.000	3350.098	
01.07.12 to 07.07.2012	Week 10	3350.098	0.000	3350.098	1009.288
08.07.12 to 16.07.2012	Week 11	3350.098	0.000	3350.098	1009.288
17.07.12 to 23.07.2012	Week 12	3350.098	0.000	3350.098	1009.288
24.07.12 to 30.07.2012	Week 13	3350.098	0.000	3350.098	1009.288
31.07.12 to 06.08.2012	Week 14	3350.098	0.000	3350.098	1009.288
07.08.12 to 13.08.2012	Week 15	3350.098	0.000	3350.098	1009.288
14.08.12 to 21.08.2012	Week 16	3350.098	0.000	3350.098	1009.288
22.08.12 to 27.08.2012	Week 17	3350.098	0.000	3350.098	1009.288
28.08.12 to 03.09.2012	Week 18	3350.098	0.000	3350.098	1009.288
04.09.12 to 10.09.2012	Week 19	3350.098	0.000	3350.098	1009.288
11.09.12 to 17.09.2012	Week 20	3350.098	0.000	3350.098	1009.288
18.09.12 to 24.09.2012	Week 21	3350.098	0.000	3350.098	2473.716
25.09.12 to 01.10.2012	Week 22	3350.098	0.000	3350.098	2648.801
02.10.12 to 08.10.2012	Week 23	3350.098	0.000	3350.098	2648.801
09.10.12 to 15.10.2012	Week 24	3350.098	0.000	3350.098	2648.801
16.10.12 to 22.10.2012	Week 25	3350.098	0.000	3350.098	2648.801
23.10.12 to 29.10.2012	Week 26	3350.098	0.000	3350.098	2843.446
30.10.12 to 05.11.2012	Week 27	3350.098	0.000	3350.098	2843.446
06.11.12 to 12.11.2012	Week 28	3350.098	0.000	3350.098	2843.446
13.11.12 to 19.11.2012	Week 29	3350.098	0.000	3350.098	2843.446
20.11.12 to 26.11.2012	Week 30	3350.098	0.000	3350.098	2843.446
27.11.12 to 3.12.2012	Week 31	3350.098	0.000	3350.098	2843.446
04.12.12 to 10.12.2012	Week 32	3350.098	0.000	3350.098	2843.446
11.12.12 to 17.12.2012	Week 33	3350.098	0.000	3350.098	2843.446
18.12.12 to 24.12.2012	Week 34	3350.098	0.000	3350.098	2843.446
25.12.12 to 31.12.2012	Week 35	3350.098	0.000	3350.098	2843.446



Weely Progress (All States combined)

28.04.12 to 04.05.12	Week 1	7179.946	570.946	7750.892	5364.765
05.05.12 to 11.05.12	Week 2	7803.413	1687.768	9491.181	6692.475
12-05-12 to 18-05-12	Week 3	9491.181	1785.030	11276.211	7183.571
19.05.12 to .25.05.12	Week 4	11276.211	996.992	12273.203	9207.612
26.05.12 to .01/02.06.12	Week 5	12273.203	2511.129	14784.332	11147.524
02.06.12 to 08/09.06.12	Week 6	14784.332	1624.766	16409.098	13055.804
09.06.12 to 15.06.2012	Week 7	16409.098	2009.015	18418.113	15232.345
16.06.12 to 22.06.2012	Week 8	18418.113	1281.752	19699.865	16926.225
23.06.12 to 30.06.2012	Week 9	19699.865	2194.186	21894.051	
01.07.12 to 07.07.2012	Week 10	21894.051	2233.956	24128.007	16926.225
08.07.12 to 16.07.2012	Week 11	24128.007	2160.342	26288.349	16926.225
17.07.12 to 23.07.2012	Week 12	26288.349	1697.105	27985.454	24883.761
24.07.12 to 30.07.2012	Week 13	27985.454	1658.502	29643.956	24864.521
31.07.12 to 06.08.2012	Week 14	29643.956	1503.746	31147.702	24864.521
07.08.12 to 13.08.2012	Week 15	31147.702	783.488	31931.190	29217.051
14.08.12 to 21.08.2012	Week 16	31931.190	1438.215	33369.405	30782.251
22.08.12 to 27.08.2012	Week 17	33369.405	1692.869	35062.274	30782.251
28.08.12 to 03.09.2012	Week 18	35062.274	1210.028	36272.302	30782.251
04.09.12 to 10.09.2012	Week 19	36272.302	1294.037	37566.339	35577.517
11.09.12 to 17.09.2012	Week 20	37566.339	1175.291	38741.630	35701.107
18.09.12 to 24.09.2012	Week 21	38741.630	807.224	39548.854	37803.444
25.09.12 to 01.10.2012	Week 22	39548.854	1239.507	40788.361	39440.129
02.10.12 to 08.10.2012	Week 23	40788.361	945.830	41734.191	40568.224
09.10.12 to 15.10.2012	Week 24	41734.191	1738.161	43472.352	41697.000
16.10.12 to 22.10.2012	Week 25	43472.352	1811.553	45283.905	43415.030
23.10.12 to 29.10.2012	Week 26	45283.905	479.830	45763.735	44073.080
30.10.12 to 05.11.2012	Week 27	45763.735	1048.749	46812.484	45082.305
06.11.12 to 12.11.2012	Week 28	46812.484	1440.802	48253.286	45082.305
13.11.12 to 19.11.2012	Week 29	48253.286	1620.782	49874.068	48050.000
20.11.12 to 26.11.2012	Week 30	49874.068	1337.196	51211.264	52468.429
27.11.12 to 3.12.2012	Week 31	51211.264	3042.476	54253.740	52468.429
04.12.12 to 10.12.2012	Week 32	54253.740	1769.467	56023.207	54148.329
11.12.12 to 17.12.2012	Week 33	56023.207	773.607	56796.814	55163.729
18.12.12 to 24.12.2012	Week 34	56796.814	670.255	57467.069	56219.215
25.12.12 to 31.12.2012	Week 35	57467.069	284.678	57751.747	56668.365

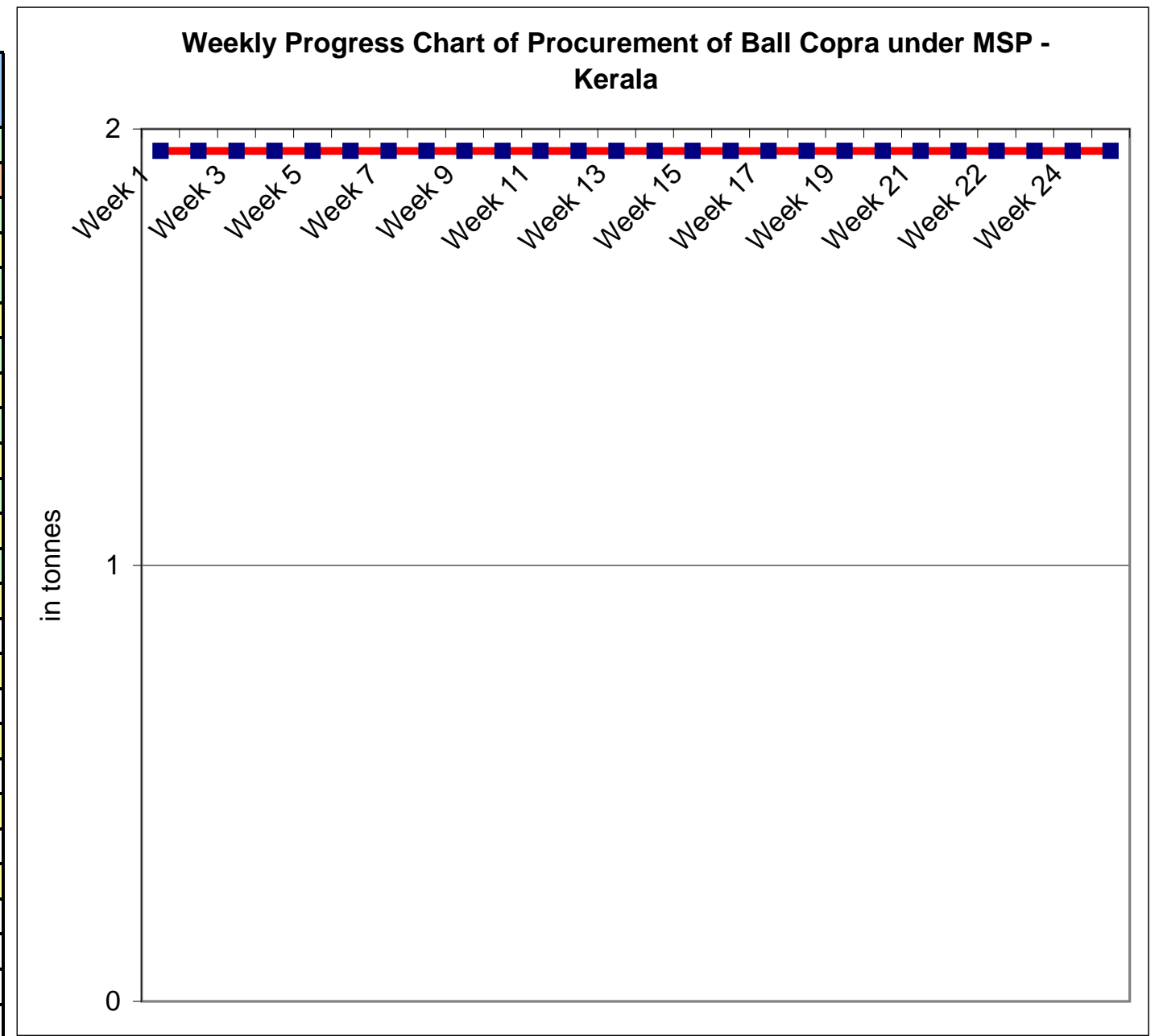


* Stock arrived at Mangalore Port and after grading/packing as per PSS specifications, deposit shall be made by L.Federation at Warehouse

Procurement of Ball Copra Under MSP - 2012 (Statewise)

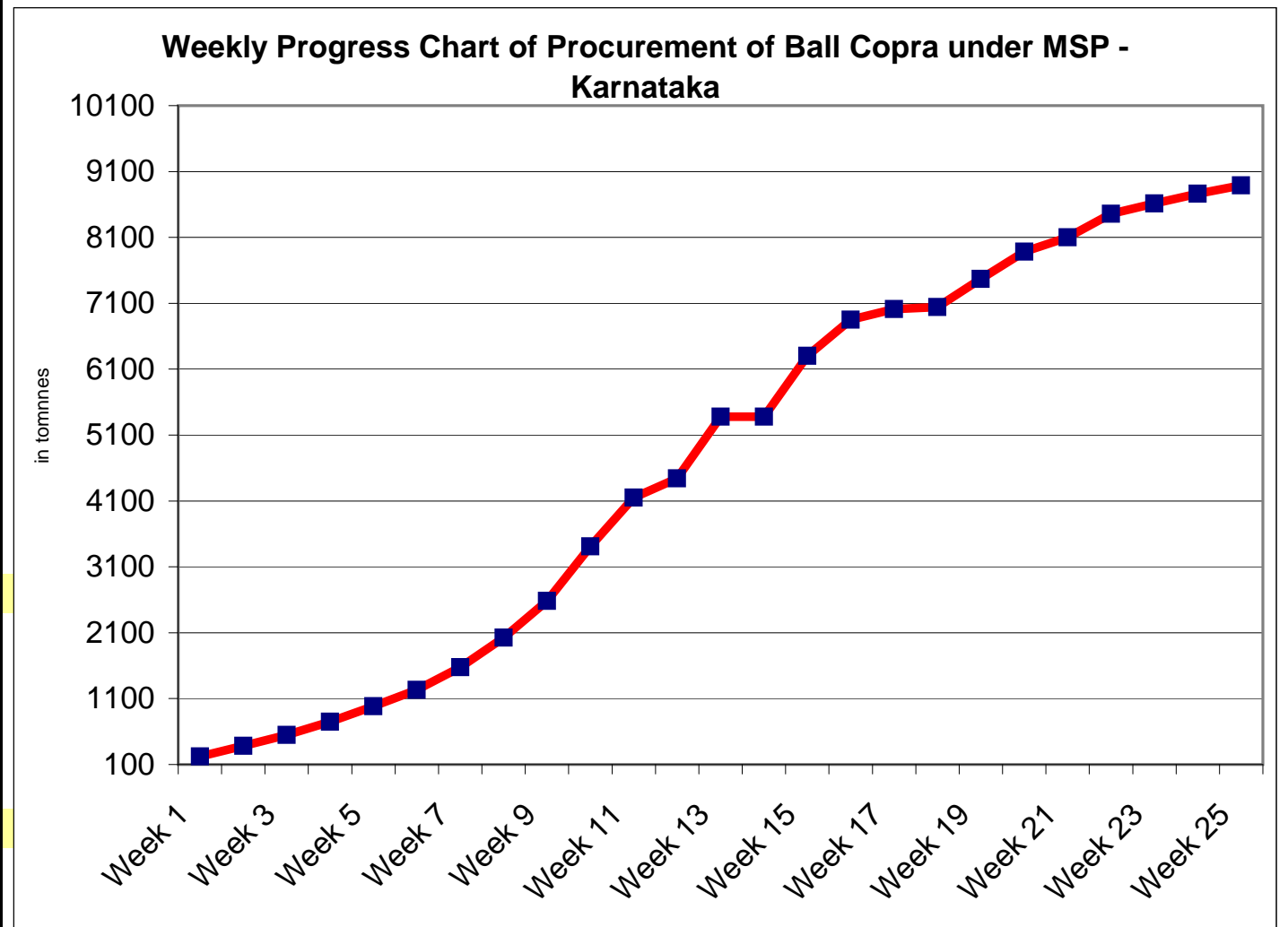
KERALA (Calicut)

Week		Upto previous week	During the week	Cumulative Total	warehouse Stock
01.07.12 to 07.07.2012	Week 1	1.950	0.000	1.950	1.800
08.07.12 to 16.07.2012	Week 2	1.950	0.000	1.950	1.800
17.07.12 to 23.07.2012	Week 3	1.950	0.000	1.950	1.800
24.07.12 to 30.07.2012	Week 4	1.950	0.000	1.950	1.800
31.07.12 to 06.08.2012	Week 5	1.950	0.000	1.950	1.800
07.08.12 to 13.08.2012	Week 6	1.950	0.000	1.950	1.800
14.08.12 to 21.08.2012	Week 7	1.950	0.000	1.950	1.800
22.08.12 to 27.08.2012	Week 8	1.950	0.000	1.950	1.800
28.08.12 to 03.09.2012	Week 9	1.950	0.000	1.950	1.800
04.09.12 to 10.09.2012	Week 10	1.950	0.000	1.950	1.800
11.09.12 to 17.09.2012	Week 11	1.950	0.000	1.950	1.800
18.09.12 to 24.09.2012	Week 12	1.950	0.000	1.950	1.800
25.09.12 to 01.10.2012	Week 13	1.950	0.000	1.950	1.800
02.10.12 to 08.10.2012	Week 14	1.950	0.000	1.950	1.800
09.10.12 to 15.10.2012	Week 15	1.950	0.000	1.950	1.800
16.10.12 to 22.10.2012	Week 16	1.950	0.000	1.950	1.800
23.10.12 to 29.10.2012	Week 17	1.950	0.000	1.950	1.800
30.10.12 to 05.11.2012	Week 18	1.950	0.000	1.950	1.800
06.11.12 to 12.11.2012	Week 19	1.950	0.000	1.950	1.800
13.11.12 to 19.11.2012	Week 20	1.950	0.000	1.950	1.800
20.11.12 to 26.11.2012	Week 21	1.950	0.000	1.950	1.800
20.11.12 to 26.11.2012	Week 21	1.950	0.000	1.950	1.800
27.11.12 to 3.12.2012	Week 22	1.950	0.000	1.950	1.800
04.12.12 to 10.12.2012	Week 23	1.950	0.000	1.950	1.800
11.12.12 to 17.12.2012	Week 24	1.950	0.000	1.950	1.800
18.12.12 to 24.12.2012	Week 25	1.950	0.000	1.950	1.800



KARNATAKA (Bangalore)

01.07.12 to 07.07.2012	Week 1	78.640	143.280	221.920	186.800
08.07.12 to 16.07.2012	Week 2	221.920	160.880	382.800	346.560
17.07.12 to 23.07.2012	Week 3	382.800	165.160	547.960	538.000
24.07.12 to 30.07.2012	Week 4	547.960	201.360	749.320	713.760
31.07.12 to 06.08.2012	Week 5	749.320	232.960	982.280	981.000
07.08.12 to 13.08.2012	Week 6	982.280	249.120	1231.400	1212.160
14.08.12 to 21.08.2012	Week 7	1231.400	346.320	1577.720	1495.120
22.08.12 to 27.08.2012	Week 8	1577.720	447.160	2024.880	1978.400
28.08.12 to 03.09.2012	Week 9	2024.880	556.840	2581.720	2429.280
04.09.12 to 10.09.2012	Week 10	2581.720	826.640	3408.360	3337.240
11.09.12 to 17.09.2012	Week 11	3408.360	741.600	4149.960	4026.240
18.09.12 to 24.09.2012	Week 12	4149.960	290.600	4440.560	4026.240
25.09.12 to 01.10.2012	Week 13	4440.560	938.520	5379.080	5253.600
02.10.12 to 08.10.2012	Week 14	5379.080	0.000	5379.080	5379.080
09.10.12 to 15.10.2012	Week 15	5379.080	920.960	6300.040	6282.200
16.10.12 to 22.10.2012	Week 16	6300.040	551.280	6851.320	6282.200
23.10.12 to 29.10.2012	Week 17	6851.320	159.480	7010.800	7010.800
30.10.12 to 05.11.2012	Week 18	7010.800	30.844	7041.644	7018.000
06.11.12 to 12.11.2012	Week 19	7041.644	427.520	7469.164	7230.480
13.11.12 to 19.11.2012	Week 20	7469.164	415.040	7884.204	7712.040
20.11.12 to 26.11.2012	Week 21	7884.204	215.480	8099.684	7950.280
27.11.12 to 3.12.2012	Week 22	8099.684	356.960	8456.644	8402.600
04.12.12 to 10.12.2012	Week 23	8456.644	157.880	8614.524	8402.600
11.12.12 to 17.12.2012	Week 24	8614.524	148.400	8762.924	8753.840
18.12.12 to 24.12.2012	Week 25	8762.924	126.560	8889.484	8778.480



Procurement of Milling Copra Under MSP by NAFED - (Yearwise)

Year	State	Ball Copra	State	Milling Copra (SG)	State	Milling Copra (FAQ)
2007-08	Karnataka	5646.000	Andhra Pradesh	15650.000	A&N Islands	2809.000
	Kerala	156.000			Tamil Nadu	5677.000
					Kerala	3524.000
Total		5802.000		15650.000		12010.000

Note: MSP per quintal (Rs.3870/- for Ball copra, Rs.3350 for milling copra (SG) and Rs.3620 for milling copra (FAQ))

2008-09	Karnataka	174.000			A&N Islands	475.000
					Kerala	15.000
Total		174.000		0.000		490.000

Note: MSP per quintal (Rs.3910/- for Ball copra, Rs.3860 for milling copra)

2009-10	Karnataka	1250.000	Andhra Pradesh	2686.000	A&N Islands	7394.000
					Tamil Nadu	27045.000
					Kerala	25373.000
					Lakshadweep	1469.000
Total		1250.000		2686.000		61281.000

Note: MSP per quintal (Rs.4700/- for Ball copra, Rs.3900/- for milling copra (SG) and Rs.4450/- for milling copra (FAQ))

2010-11	Karnataka	895.000			A&N Islands	5015.000
					Tamil Nadu	7434.000
					Kerala	14770.000
					Lakshadweep	3381.000
Total		895.000		0.000		30600.000

Note: MSP per quintal (Rs.4700/- for Ball copra, and Rs.4450/- for milling copra (FAQ))

2011-12					A&N Islands	343.000
Total		0.000		0.000		343.000

Note: MSP per quintal Rs.4525/- for milling copra (FAQ)

2012-13 (upto 31-12-12)	Karnataka	8889.484	Andhra Pradesh	47.000	A&N Islands	1523.000
	Kerala	2.000			Tamil Nadu	29772.078
					Kerala	17951.821
					Andhra Pradesh	6677.750
					Lakshadweep	3350.098
Total		8891.484		47.000		59274.747

Note: MSP per quintal (Rs.5350/- for Ball copra, Rs.4335/- for milling copra (SG) and Rs.5100/- for milling copra (FAQ))